


# Plastic Plugs

## Typical Applications:

- Fixing central heating pipes, shelving, brackets, dado rails and other woodwork.
- Securing light wall units and kitchen fittings.



1. Profiled body for extra grip.
2. Anti-rotation fins.
3. 3 colour-coded sizes for screws from 3-6mm (No.4-14). Additional sizes for screws No.4-20.

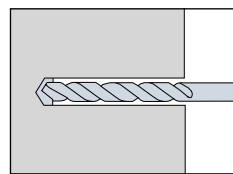
● All-purpose cost effective fixing for medium and lightweight applications in sound brickwork, blockwork

## Product Specification

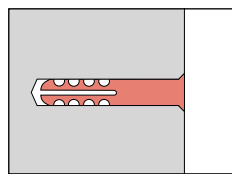
DESC.	SCREW SIZE (mm)	PLUG LENGTH (mm)	HOLE DIA. (mm)	FIXINGS PER PACK				BOX PRODUCT CODE		
				RETAIL (with screw)	RETAIL (with drill bit)	TRADE	BOX	CLIPS	UNCARDED	CARDED
Yellow	3-5 (No. 4-10)	25	5	20	-	300	1000	-	67-125*	67-126*
Red	3.5-5.5 (No. 6-12)	35	6	16	50, 100	300	1000	-	67-130*	67-134*
Brown	5-6 (No.10-14)	45	7	12	50, 100	300	1000	-	67-231*	67-233*
Assorted Brown, Red & Yellow	3-6 (No. 4-14)	-	-	-	-	300	-	-	-	-
Green	3-4.5 (No. 4-8)	20	4.5	-	-	-	100	67-008**	-	-
Pink	3.5-5 (No. 6-10)	25	5.5	-	-	-	100	67-012**	-	-
Orange	4.5-6 (No. 8-12)	25	6.5	-	-	-	100	67-016**	-	-
Grey	4.5-5 (No.8-10)	35	5.5	-	-	-	100	67-020**	-	-
White	4.5-6 (No. 8-12)	35	6.5	-	-	-	100	67-024**	-	-
Blue	5-6 (No.10-14)	35	8	-	-	-	100	67-028**	-	-
Yellow	8-10 (No.16-20)	50	11	-	-	-	100	67-032**	-	-
Red TP2	4.5-5 (No.8-10)	35	5.5	-	-	-	100	67-021**	-	-
Brown TP2B	5-6 (No.10-14)	35	8	-	-	-	100	67-029**	-	-

\* 10 clips of 100. \*\* 10 clips of 10.

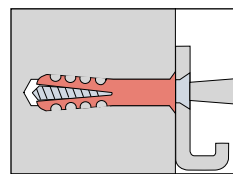
## Installation



1. Mark out and drill holes.



2. Clean out holes and insert plastic plug. Tap home.




3. Position fixture, insert screw. Tighten until fixture is secure.



# Cluster Plug

## Typical Applications:

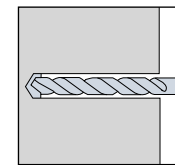
- Fixing shelving and brackets.
- Fixing dado rails and other woodwork.
- Securing light wall units, small cabinets and kitchen fittings.



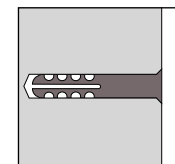
1. Collapsible flange for setting at depth.
2. Anti-rotation fins and profiled body for extra grip.
3. Zig-zag design for maximum expansion and grip.

● Clips of heavy duty and standard plugs complete with handy drill and screw size gauges.

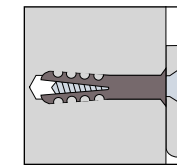
## Installation



1. Drill hole to indicated diameter and appropriate depth for plug.



2. Insert plug and tap home.



3. Place fixture in position. Insert screw and tighten until secure.

## Product Specification


DESC.	SCREW SIZE (mm)	FIXINGS PER CLIP
Standard Plugs	3.5-6 (No 6-12)	44
Heavy Duty Plugs	4.5-7 (No 8-14)	22



# Nylon Plug

## Typical Applications:

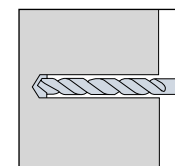
- Ideal for fixing cupboards, shelving, dado rails and brackets.
- Securing wall lights, alarm systems, shelving, etc.



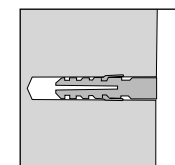
1. Fins for surface setting.
2. Anti-rotation legs hold plug firmly in hole. Guarantees immediate grip as the plug expands.
3. Profile ensures complete radial expansion during screw insertion.

● Tough and durable nylon construction.

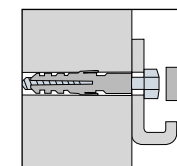
## Installation



1. Drill hole to indicated diameter and depth of plug.



2. Insert plug and tap home.



3. Place fixture in position. Insert screw and tighten until secure.

## Product Specification

DESC.	HOLE DIA. (mm)	MAX. FIXTURE THICKNESS (mm)	FIXINGS PER PACK		BOX PRODUCT CODE
			TRADE	BOX	
8mm Plugs +M6x50 Coach Screws	8	10	10	50	67-452
10mm Plugs +M8x60 Coach Screws	10	10	10	50	67-454
8mm Plugs Only	8	-	50, 100	-	-
10mm Plugs Only	10	-	50, 100	-	-