




# Metal Self-Drive

## Typical Applications:

- Securing wall and ceiling fittings, installing hooks and brackets etc.
- Fixing electrical boxes, sanitary ware, cable trunking etc.
- Installing shelving units and wooden battens.



1. Flange prevents accidental push through in plasterboard.

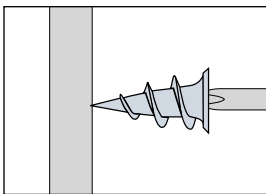
2. Short length ideally suited for dry-lined walls.

- No drill required – simply pierce paper skin and screw home.
- Can be used in single and double thickness plasterboard.
- Ideal for use with either a power or standard Pozi Driv screwdriver.
- Must only be used with screws provided.

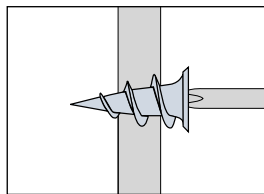
## Product Specification

DESC.	FIXTURE THICKNESS (mm)	FIXINGS PER PACK			BOX PRODUCT CODE	
		RETAIL	TRADE	BOX	25	100
Fixings & 4.5 x 20mm Panhead Screws	0-10	6, 12	25, 50, 100	25, 100	07-120	07-125

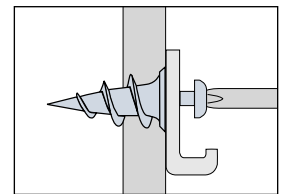
## Installation



1. Position the fixture and mark out holes. Using a No. 2 Pozi Driv screwdriver or screwdriver bit, push firmly into the board until thread engages.



2. Maintaining a firm pressure, screw in fixing until flush with the base material.



3. Place fixture in position, insert screw and tighten until secure.