


Interaset®

Typical Applications:

- Small size for use in hardboard and plywood, eg fixing coat hooks to hollow doors.
- Medium sizes can be used to fix items such as shelves and bathroom accessories to standard plasterboard.
- Larger sizes suitable for fixing heavy items like radiators and kitchen cabinets to double thickness and tiled plasterboard.



1. Combination head screw supplied.
2. Integral anti-rotation lugs.
3. Hinged legs positioned to maximise load capacity.
4. One piece stamping, with integral thread and flange for increased reliability.

- Fixing heavy objects securely in hardboard, plywood and soft faced materials.
- Fixtures can be removed and re-fitted, eg when moving radiators for redecoration.
- Can be secured using slotted or Pozzi Driv screwdriver.

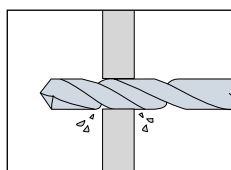


Special setting tool available for fast, repetitive fixing.

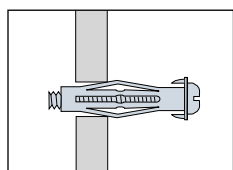
Product Specification

DESC.	HOLE DIA. (mm)	WALL/BOARD RANGE (mm)	MAX. FIXTURE THICKNESS (mm)	FIXINGS PER PACK			BOX PRODUCT CODE		PRODUCT CODE
				RETAIL	TRADE	BOX	25	100	
M4 x 20	8	2-5	10	6,10	-	100	-	41-606	-
M4 x 32	8	2-10	15	-	-	100	-	41-612	-
M4 x 40	8	8-15	15	6,10	20	25,100	41-620	41-622	-
M5 x 40	10	5-13	15	6,10	20	25,100	41-636	41-638	-
M5 x 65	10	15-28	20	-	20	25,100	41-652	41-654	-
M6 x 52	12	13-15	20	-	20	25,100	41-668	41-680	-
M6 x 65	12	15-28	25	-	-	100	-	41-670	-
M4 x 40 + drill	8	8-15	15	8	-	-	-	-	41-700
Setting Tool	-	-	-	-	-	1	-	-	41-540

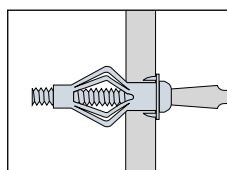
Installation



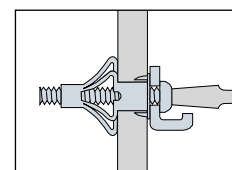
1. Drill a hole to appropriate size.



2. Insert the fixing into the hole. Tap in lightly, ensuring that the anti-rotation lugs penetrate the face of the base material.



3. Tighten the screw to set the fixing in position and then remove the screw.



4. Position the fixture, insert the screw and tighten until secure.